

**VII. DELIVERY SERVICE TERMS AND CONDITIONS**

**APPENDIX A**

**Schedule of Administrative Fees and Charges**

**I. Supplier Balancing Charge:      \$0.77 per MMBtu of Daily Imbalance Volumes**

- Updated effective every November 1 to reflect the Company’s latest balancing resources and associated capacity costs.
- Daily Imbalance Volumes represent the difference between ATV and ATV adjusted for actual EDDs.

**II. Peaking Service Demand Charge:      \$ 11.88 per MMBtu per MDPQ per month for November 2012 through April 2013.**

- Updated effective every November 1 to reflect the Company’s Peaking resources and associated costs.

**III. Company Allowance Calculation:      0.60% - Provided in Attachment 3 to Schedule 10**

**IV. Supplier Services and Associated Fees:**

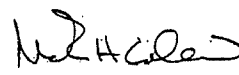
<b><u>SERVICE</u></b>	<b><u>PRICING</u></b>
Pool Administration (required) <b>Non-Daily Metered Pools only</b>	• \$0.10/month/customer billed @ marketer level
Standard Passthrough Billing (required)	• \$0.60/customer/month billed @ marketer level
Standard Complete Billing (optional – Passthrough Billing fee not required if this service is elected)	• \$1.50/customer/month billed @ marketer level
Customer Administration (required)	• \$10/customer/switch billed @ marketer level

Issued:      October 12, 2012

Effective:    November 1, 2012

Authorized by NHPUC Order No. \_\_\_\_\_ in Docket No. DG 12 - \_\_\_, dated \_\_\_\_\_.

Issued by: \_\_\_\_\_



Treasurer

**VII. DELIVERY SERVICE TERMS AND CONDITIONS**

**APPENDIX A**

**Schedule of Administrative Fees and Charges**

**I. Supplier Balancing Charge:      \$0.7877 per MMBtu of Daily Imbalance Volumes**

- Updated effective every November 1 to reflect the Company’s latest balancing resources and associated capacity costs.
- Daily Imbalance Volumes represent the difference between ATV and ATV adjusted for actual EDDs.

**II. Peaking Service Demand Charge:      \$ 13.10-11.88 per MMBtu per MDPQ per month for November 2014<sub>2</sub> through April 2015<sub>3</sub>.**

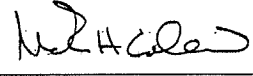
- Updated effective every November 1 to reflect the Company’s Peaking resources and associated costs.

**III. Company Allowance Calculation:      0.60% - Provided in Attachment 3 to Schedule 10**

**IV. Supplier Services and Associated Fees:**

<b><u>SERVICE</u></b>	<b><u>PRICING</u></b>
Pool Administration (required) <b>Non-Daily Metered Pools only</b>	• \$0.10/month/customer billed @ marketer level
Standard Passthrough Billing (required)	• \$0.60/customer/month billed @ marketer level
Standard Complete Billing (optional – Passthrough Billing fee not required if this service is elected)	• \$1.50/customer/month billed @ marketer level
Customer Administration (required)	• \$10/customer/switch billed @ marketer level

Issued:      ~~September 15,~~  
                 2011October 12, 2012

Issued by:   
Treasurer

Effective:    November 1, 2014<sub>2</sub>

Authorized by NHPUC Order No. \_\_\_\_\_ in Docket No. DG 12 - \_\_\_\_, dated \_\_\_\_\_.

**VII. DELIVERY SERVICE TERMS AND CONDITIONS**

**APPENDIX D**

**Firm Sales Service Re-Entry Fee Bill Adjustment  
(continued)**

The Re-Entry Fee shall be calculated and filed with the Commission each year with the Winter Cost of Gas filing. The following Firm Sales Service Re-Entry Fee Unit Charge shall be applicable for the period of November 1, 2012 through October 31, 2013.


Effective Dates:	<b>November 1, 2012 – October 31, 2013</b>
Annual Average Unit Cost:	\$ 369.57
25% - Annual Charge for Re-Entry Fee:	\$ 92.39
Monthly Unit Charge for Re-Entry Fee:	\$ 7.70

Issued: October 12, 2012

Effective: November 1, 2012

Authorized by NHPUC Order No. \_\_\_\_\_ in Docket No. DG 12 - \_\_\_\_, dated \_\_\_\_\_.

Issued by:



Treasurer

**VII. DELIVERY SERVICE TERMS AND CONDITIONS**

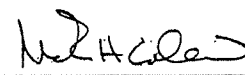
**APPENDIX D**

**Firm Sales Service Re-Entry Fee Bill Adjustment  
(continued)**

The Re-Entry Fee shall be calculated and filed with the Commission each year with the Winter Cost of Gas filing. The following Firm Sales Service Re-Entry Fee Unit Charge shall be applicable for the period of November 1, 2012 through October 31, 2013.

Effective Dates:	<b>November 1, 2012 – October 31, 2013</b>
Annual Average Unit Cost:	\$ <del>383.86</del> <u>369.57</u>
25% - Annual Charge for Re-Entry Fee:	\$ <del>95.96</del> <u>92.39</u>
Monthly Unit Charge for Re-Entry Fee:	\$ <del>8.00</del> <u>7.70</u>

Issued: ~~September 15,~~  
2011~~October 12,~~ 2012

Issued by:   
Treasurer

Effective: November 1, 2012

Authorized by NHPUC Order No. \_\_\_\_\_ in Docket No. DG 12 - \_\_\_\_, dated \_\_\_\_\_.